

Kindergarten Blizzard Bag

Day #1

Dear Families,

Attached you will find a "Blizzard Bag" of grade level work to be completed at home. This work is a requirement for all students to do, so please keep it in a safe place make sure to have it turned in on time. We will notify you when the date it is due.

Thank you for your cooperation in having your student complete these assignments. If at any time you have any questions regarding the work please contact your student's teacher.

Think Spring,

The Kindergarten teachers

KINDERGARTEN
BLIZZARD BAG



WRITING:

1. Write a journal story.
2. Print capital letters from A—Z in the boxes

MATH:


1. "Hop To It!" worksheet; Write missing numbers on the stones in order from 1—20.
2. Patterns worksheet: Finish "what comes next?" in the pattern by drawing the letter, number or picture.

SCIENCE:

1. Investigating the snow with your five senses. Complete the two page paper.


Name

Date



Four horizontal lines for writing.

HANDWRITING WITHOUT TEARS © 1990 J. Z. Olsen



Name: _____ Date: _____

Directions: Draw or write what comes next in the pattern.

A B C A B C A B C _____



2 2 5 2 2 5 2 _____




K D G K D G K D _____

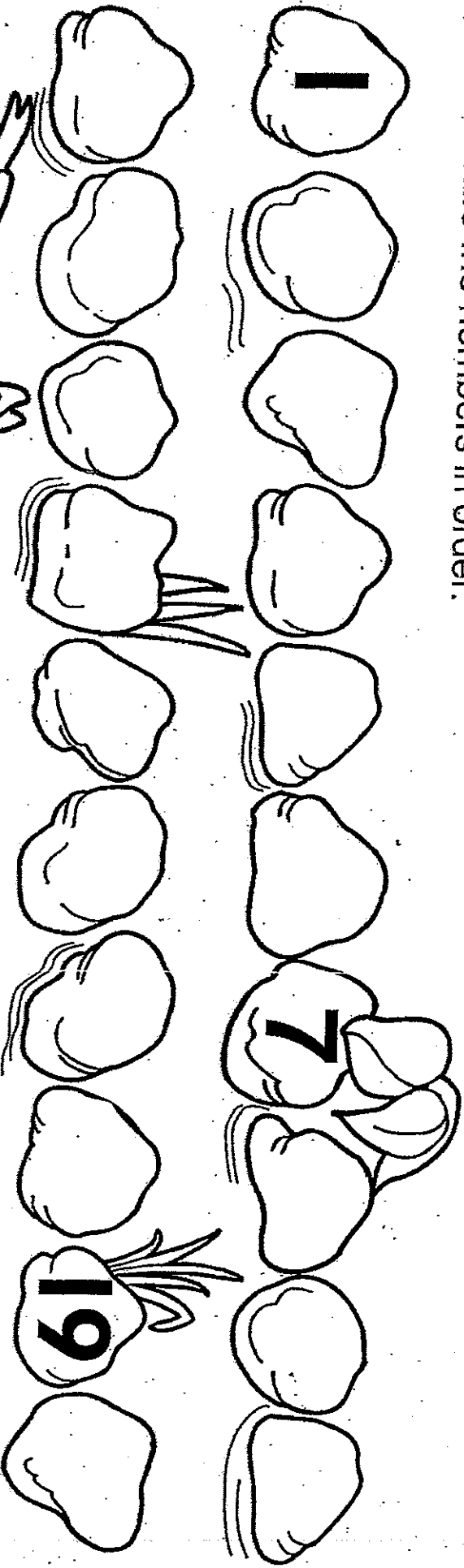



Name _____

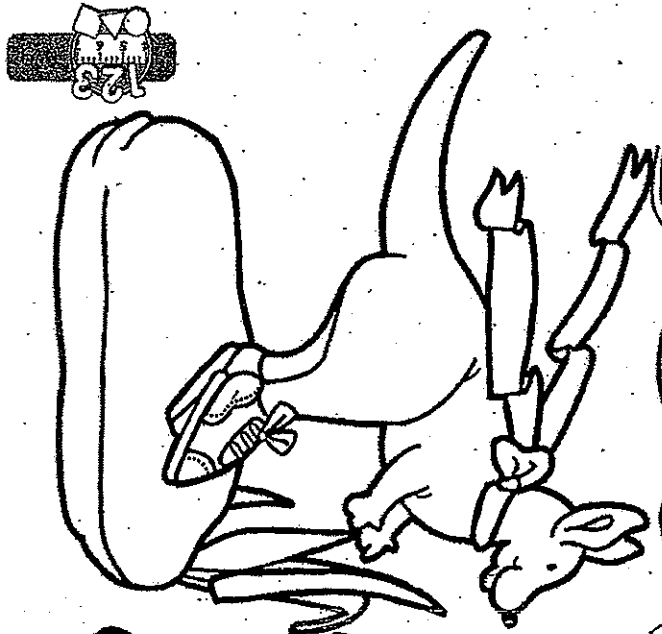
Ordering Numbers
1 to 20

 Write the numbers in order.

Hop to It!



 Write.
What comes next?



2, _____

17, _____

11, _____

19, _____

4, _____

8, _____

Science: Investigate the Snow Using Your Five Senses.


Name _____

Directions: Answer all five questions about the snow by drawing or writing your response in each box.


Look out your window. What do you see?

How does the snow feel?

How does the snow sound? (while walking, while shoveling etc.)



How does the snow taste?



How does the snow smell?

