

Name _____

SNOW ADDS UP

Read the sentences that tell how much snow fell during one school week. Use the information to make a graph. Color in one box for each inch of snow. Use a different color for each day of the week.

1. It snowed two inches on Monday.
2. It snowed five inches on Tuesday.
3. There was no snow on Wednesday.
4. It snowed one inch on Thursday.
5. It snowed two inches on Friday.



A Snowy Week

Monday						
Tuesday						
Wednesday						
Thursday						
Friday						

**Days of
the Week**

Inches of Snow

Bonus: How many inches of snow fell on Tuesday? _____

On which day did one inch of snow fall? _____

Name: _____

Bubble Baby

by Katie Clark

Mom and Baby are at the park. They sit on the grass.

Mom says, "I have bubbles!"

She takes out the bubble stick.



"Pop pop pop!" says Baby.

Mom says, "Do you like the bubbles?"

"Bub bub bub!" says Baby.

Mom dips the stick in the bottle. She blows lots of bubbles.

"Ha ha ha!" says Baby.

Mom dips the stick in the bottle. She puts the stick by baby's mouth. She says, "Blow the bubbles, Baby."

Baby makes an O with his lips. Baby blows the bubbles.


There are lots and lots of bubbles.

Pop. Pop. Pop. Pop.

Name: _____

Bubble Baby

by Katie Clark



1. Where are mom and baby?
 - a. in the backyard
 - b. by the pool
 - c. at the park
 - d. inside the house

2. Who blows the bubbles?
 - a. Mom
 - b. Dad
 - c. Baby
 - d. Mom and Baby

3. Why does Mom dip the stick in the bottle?
 - a. She wants to get bubbles on the stick.
 - b. She does not want Baby to spill the bubbles.
 - c. She wants to put the bubbles away.

* Answer questions in a complete sentence.

4. Baby says, "Bub bub bub!" What is baby trying to say?


5. How do you know Baby likes the bubbles?

Name: _____

Bubble Baby

by Katie Clark

Draw lines to match the words from the story with their meanings.



- | | |
|------------|--|
| 1. baby | a. to make air come out of your mouth |
| 2. blow | b. soap balls with air inside that can float |
| 3. bubbles | c. a person less than one year old |
| 4. grass | d. jar that holds bubbles |
| 5. bottle | e. short, green plants |

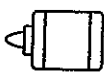
Name _____

A Great Leader

Read.



Cut.



Glue in order.



Martin Luther King Jr. was born on January 15, 1929. He went to college when he was 15 years old. Later, Martin became a minister. He believed that all people should live in peace. Martin gave speeches about peace. He led marches too. Some people did not agree with Martin. In 1968, Martin was killed. In January, we honor his work.

1
2
3
4

Bonus: Write one thing that happened before Martin became a minister and one thing that happened after.

©The Mailbox® • Teacher's Helper® • TEC46056 • Dec./Jan. 2011-12

He went to college.


He gave speeches about peace.

Martin was killed.

Martin Luther King Jr. was born.

Name _____

Write a story about the picture. Use the words in the word box. Remember to begin each sentence with a capital letter and to end it with a period or question mark.



Word Box
ball
throw
high
catch

Handwriting practice lines consisting of solid top and bottom lines with a dashed middle line. There are seven sets of these lines provided for writing a story.

Grade 1 Blizzard Bag Day 3

Draw 10 items that you would need on a snowy day. (Hat, Gloves, Boots, Shovel etc.)